
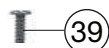
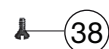

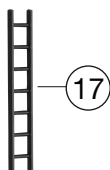
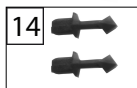
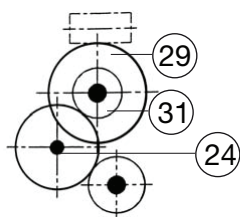
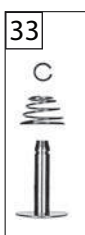




Pos. Nr. Pos.no.	Beschreibung Description	Art.-Nr. Art.no.	Preisgruppe Price bracket
1	LOKGEHÄUSE KPL. f. 430005 Body assembly complete	10430005	028
2	UMLAUFBLECH F.430001 BR 69 Running board	11430001	016
3	DACH O.STROMABNEHMER f.430005 Roof w/o Pantograph	12430005	023
4	LICHTLEITER/SATZ F. 430001 Light conductor set	13430001	005
5	FENSTERBLENDEN/SATZ f.430005 Set of windows	14430005	012
6	BESCHWERUNG LACK F.430001 Ballast painted	16430001	013
7	ISOLATOREN/SATZ f.430005 BR169 Set of isolators	18430005	012
8	ZUGHEIZKABEL F.430001 Train heating cable	19430001	008
9	TRAFODECKEL F.430001 Transformer cover	194300011	006
10	GRIFSTANGEN-SATZ F.430001 Hand-rail -set	194300012	012
11	ERDUNGSSTANGE F.430001 Ground rod	194300013	008
12	PFEIFE Whistle	00194617	002
13	KUPPLUNGSHAKEN Coupling hook	00194824	002
14	SIGNALSTÜTZEN/SATZ F.430001 Signal support - set	19494200	005
15	LOKLATERNE DB groß M.Lampene. Loco lamp,big with lamp inset	19494300	006
16	SCHEIBENWISCHER -SATZ F.430001 Windscreen wiper set	19507400	008
17	LEITER lehmbraun Ladder	22430002	006
18	LOKFAHRGESTELL KPL.f.430005 Loco chassis complete	30430005	026
19	ABDECKPLATTE F:430001 Cover plate	31430001	012
20	BREMSKUPPLUNG KURZ/LANG -SATZ Brake hose-pipe set	31436001	008
21	KUKU-DEICHSEL Short coupling reception	38405300	007
22	MOTOR M.SCHW.F.4046 Motor with flywheel	00504046	029
23	MOTORHALTEBUEGEL Motor retainer clip	00507903	004
24	ACHSE Axle	00527008	001
25	ACHSE F. DREHGESTELBEFESTIGUN Bogie fixation pin	00527010	001
26	ACHSE Axle	52701200	001
27	RADSATZ KPL. VORNE MIT ZAHNRAD Front wheelset complete with gear wheel	53435000	012
28	RADSATZ KPL. HINTEN MIT ZAHNRAD Back wheelset complete with gear wheel	53435100	012
29	ZAHNRAD M. RATSCHRING Z:28 Gear wheel with ratchet ring Z=28	00564178	005
30	UNTERSETZUNGSRAD Z:18/24 (o.Abb.) Reduction gear wheel Z=18/24 (w/o illustr.)	00564179	006
31	ZAHNRAD M.FED. F.4046 Gear wheel with spring	00564185	005
32	WIPPE Rocker	61499100	006
33	KONTAKTPILZGARNITUR Contacter pin assembly	64442000	009
34	LEITERPLATTE KPL PCB complete	65419200	018
35	LEITERPLATTE KPL. PCB complete	65419300	018



430005		DB	169 005-6		=	H0
Pos. Nr. Pos.no.	Beschreibung Description	Art.-Nr. Art.no.	Preisgruppe Price bracket			
36	PLUX-DIODENSTECKER Plux jumper	66400900	017			
37	DACHSTROMABNEHMER Roof pantograph	67433900	020			
38	SENKSCHRAUBEM1,6x4 DIN7500 Countersunk screw M1,6x4 DIN7500	70900007	002			
39	GF-SCHRAUBE M2x5 DIN7500 Self-tapping screw M2x5 DIN 7500	70900011	003			
40	SENKKOPFBLECHSCHRAUBE KREUZSCH Countersunk tapping screw	00712509	001			
41	SENKKOPFBLECHSCHRAUBE B 2,2 x Countersunk tapping screw B2.2	00714516	001			
42	ZYLINDERSTIFT 2 X 10 Cylinder pin 2x10	00730538	001			
43	STECKPUFFER Plug-in buffer	00754006	002			
44	STECK-PUFFER FLACH Plug-in buffer, flat	00754015	002			
45	RICHTFEDER F.KUPPLUNGSDEICHSEL Straightening spring for bogie coupling	76402900	002			
46	PROFI-STECKKUPPLUNG Profi clip-in coupling	6515	---			
	PROFI-SCHLITZKUPPLUNG (o.Abb.) Profi slot coupling (w/o illustration)	6516	---			
	SCHLITZKUPPLUNG (o.Abb.) Slot coupling (w/o illustration)	6520	---			
	SCHLITZ-TAUSCHKUPPLUNG (o.Abb.) Standard slot coupling (w/o illustration)	6523	---			